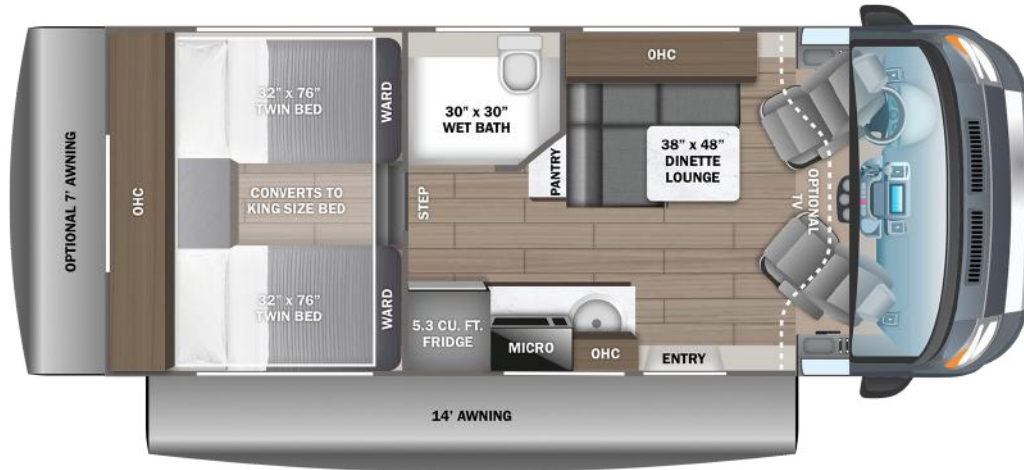


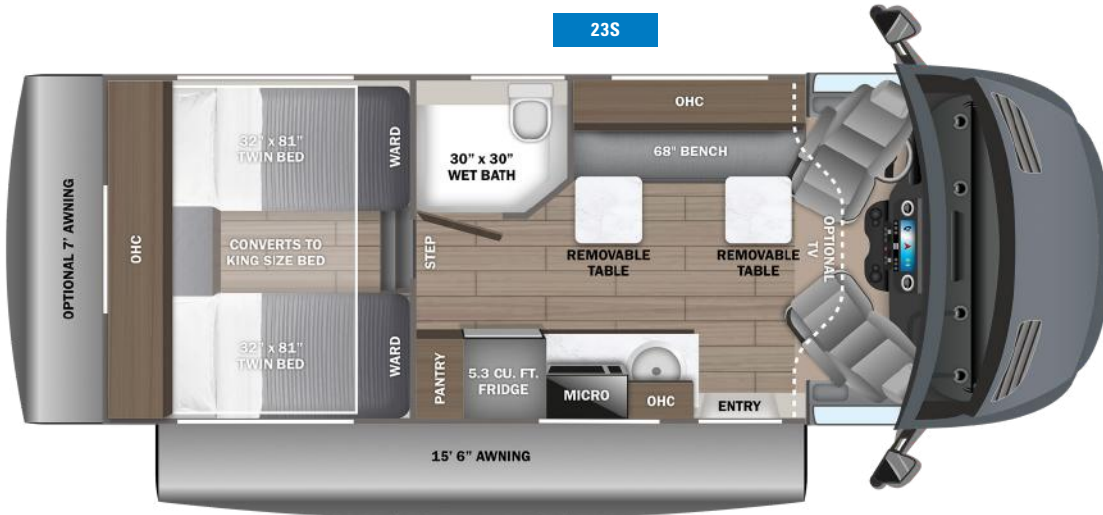
# 2026 GRANITE RIDGE



22T



23S



## EXTERIOR SELECTIONS



Standard Graphics Package



Black Hills Full-Body Paint



Conifer Full-Body Paint



Graphics Delete



Magnet Full-Body Paint



Sandy Oak Full-Body Paint

# STANDARDS & OPTIONS

## CUSTOMER VALUE PACKAGE

JRide®: Computer-balanced driveshaft, heavy-duty rear stabilizer bar, standard front stabilizer bar and Hellwig® helper springs (22T)  
 One-piece, seamless, fiberglass front cap  
 3.9kWh lithium battery (12V with 310 amp-hr)  
 2,000W inverter  
 360W roof mounted solar panel with dual controller  
 Expandable side port with second dual bank controller for solar  
 Backup camera  
 Aqua View® SHOWERMISER™ water management system  
 Internal holding tanks

## DRIVING

### Driving Equipment for 22T

Ford® Transit 350HD AWD chassis  
 156 in. wheelbase  
 GVWR - 11,000 lb.  
 GCWR - 15,000 lb.  
 3.5L EcoBoost V6 310 HP engine with 400 ft.-lb. torque  
 10-speed transmission  
 205/75R16C all-season tires  
 3.73 limited slip axle  
 (2) 12V AGM chassis batteries (70 amp-hr)  
 31 gal. fuel tank (gas)  
 12 in. SYNC 4 HD/NAV/IACC multi-function display  
 4-way swivel driver and passenger seats  
 Tilt and telescoping steering wheel  
 Intelligent adaptive cruise control  
 Lane-keeping system  
 Forward collision warning  
 Pre-collision assist with automatic emergency braking (AEB)  
 Post-collision braking  
 SOS Post Crash Alert System™  
 Safety Canopy® side-curtain airbags  
 Ford® AdvanceTrac® with RSC® (roll stability control)  
 Side wind stabilization  
 Securilock® passive anti-theft system with engine immobilizer  
 Autolocking drive away with crash unlocking  
 Remote keyless entry  
 FordPass™ Connect  
 Tire pressure monitoring system (TPMS)  
 Daytime running headlamps  
 Wiper-activated headlights

### Driving Equipment for 23S

Premium Mercedes-Benz® 3500 AWD chassis  
 170 in. wheelbase  
 GVWR - 11,030 lb.  
 GCWR - 15,250 lb.  
 2.0L inline 4-cylinder Twin Turbo 211HP diesel engine with electronic fuel injection with 332 ft.-lb. torque  
 9-speed transmission  
 All Terrain Tires  
 (1) 12V AGM chassis batteries (70 amp-hr)  
 26.4 gal. fuel tank (diesel)  
 5.8 gal. DEF tank  
 10.25 in. integrated Mercedes-Benz® MBUX infotainment center  
 Heated power swivel driver/passenger seats  
 Leather-wrapped tilt steering wheel with integrated controls  
 Smartphone tray with wireless charging  
 Active Distance Assist DISTRONIC®  
 Active lane keeping assist  
 Crosswind assist  
 Active brake assist

Traffic sign assist  
 Attention assist  
 Breakdown management  
 Emergency call system  
**Driving Equipment on All Floorplans**  
 250-amp alternator  
 Power anti-lock brakes with power steering  
 Power-adjusting, heated side-view mirrors  
 Driver and passenger airbags  
 Hill start assist  
 Rain-sensing wiper system  
 Automatic high-beam headlights  
 Power windows and door locks  
 Privacy shades for cab windows

## EXTERIOR

StrongholdVBL™ roof, floor and sidewalls  
 Bead-foam insulation (R-24 max roof, R-9 max floor, R-8 max walls)  
 One-piece, seamless, fiberglass roof  
 Fiberglass exterior walls with partial paint and vinyl graphics  
 Dual-pane acrylic windows  
 Heated rear garage (28 in. x 81 in. x 43 in. on 22T; 34 in. x 81 in. x 43 in. on 23S)  
 L-track, (2) 120V charging ports and (1) 12V charging port in garage  
 Molle panels in garage (23S)  
 Electric patio awning with auto-retract and LED lights  
 Roof rack (23S - N/A with pop-top option)  
 Collapsible exterior ladder (23S)  
 Matte black aluminum wheels  
 Chrome grille (23S)  
 Cable TV hookup with RG-6 coax  
 Starlink satellite internet system (23S)  
 Winegard® Connect 2.0 4G/Wi-Fi/digital TV antenna  
 2,800W gas generator with auto-gen start (22T)  
 2,500W LP generator with auto-gen start (23S)  
 30-amp electrical service with detachable power cord  
 120V exterior outlet  
 6 gal. propane tank (20 lb.)(22T)  
 6 gal. (20 lb.) and 12.2 gal. (41 lb.) propane tanks (23S)  
 LP quick-connect hookup  
 LED-lit holding tank valves  
 Winterization drain system  
 12V demand water pump  
 Water filtration system  
 Outside shower

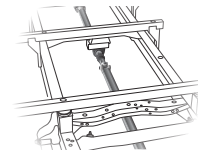
## INTERIOR

Custom-molded ABS cab-over with storage  
 Soft-touch vinyl ceiling  
 High-intensity LED ceiling lights  
 Residential vinyl flooring  
 Firefly Multiplex system - wall-mounted touchscreen and mobile app for total coach control (mobile app available on 23S only)  
 13,500 BTU air conditioner  
 17,000 BTU Timberline Binar 5D hydronic heating system with LED touchscreen control  
 Cassette screens and night shades  
 JBL® Flip 6 removable wireless Bluetooth speaker (23S)  
 Adjustable table with multiple mounts  
 6.8 cu. ft. 12V refrigerator  
 Portable induction cooktop  
 Convection microwave  
 Stainless steel sink  
 Soft-close cabinet doors and drawers  
 Pressed countertops

(2) twin-size beds with filler cushion converts to king-size bed  
 All-in-one wet bath with shower and cassette toilet  
 Shower with curtain surround  
 Powered roof vent in wet bath (N/A with pop-top option)  
 Medicine cabinet with mirror  
 Seatbelts for driver/passenger seats and select cab locations  
 Smoke alarm  
 Carbon monoxide detector  
 Fire extinguisher

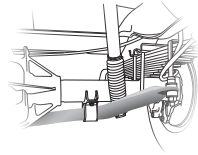
## OPTIONS

Starlink satellite internet system (22T)  
 32 in. Smart LED HD TV with cab and exterior mounts  
 7 ft. rear awning  
 Pull-out exterior kitchen  
 50.5 in. x 79.75 in. pop-top



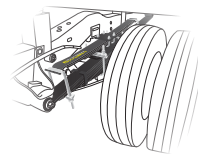
### COMPUTER-BALANCED DRIVESHAFT

Ensures smooth and efficient power transfer to the wheels



### HEAVY-DUTY REAR STABILIZER BAR

Reduces the body roll of a vehicle during fast cornering or over road irregularities



### HELLWIG® HELPER SPRINGS

Work with the chassis' existing springs to give the RV more support, improving stability under heavy loads

FLOORPLAN	GVWR (lbs.)	GCWR (lbs.)	FRONT GAWR (lbs.)	REAR GAWR (lbs.)	WHEEL BASE	OVERALL LENGTH	EXTERIOR HEIGHT WITH SATELLITE AND A/C	EXTERIOR WIDTH	INTERIOR HEIGHT	FRESH WATER CAPACITY (gal.)	GRAY WASTE WATER CAPACITY (gal.)	BLACK WASTE WATER CAPACITY (gal.)
22T	11,000	15,000	4,630	7,275	156"	23' 5"	11' 1"	85"	80"	53	51	4.75
23S	11,030	15,250	4,630	7,275	170"	25' 2"	11' 3"	85"	80"	53	51	4.75

Meet your Jayco Dealer



Scan QR code for specification definitions

Some specs at the time of print may include estimates. For the most updated information, please visit [Jayco.com](http://Jayco.com)

Jayco, Inc. | P.O. Box 460 | Middlebury, IN 46540

See dealer for further information and prices. All information in this brochure and on [www.jayco.com](http://www.jayco.com) is the latest available at the time of publication approval. Jayco reserves the right to make changes and to discontinue models without notice or obligation. Photography may show optional equipment or props used for decoration purposes only. RVs built for sale in Canada may differ to conform to Canadian codes. JAYCO and the JAYCO BIRD IN FLIGHT are registered trademarks of Jayco, Inc. Printed in USA 8/25 ©2025 Jayco, Inc. 2033091



Jayco - Part of Jayco Family of Companies